


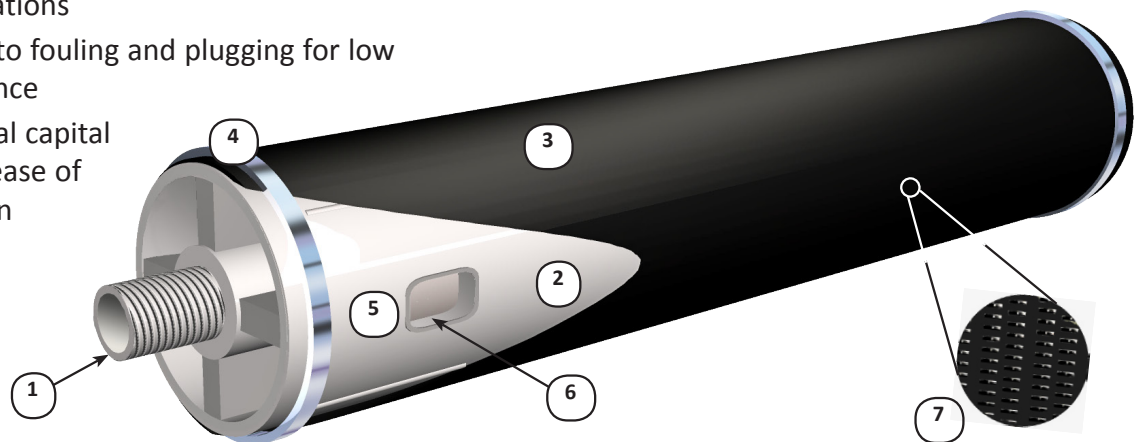
## PRODUCT SPECIFICATION SHEET

# EDI FlexAir® T-Series Tube Diffuser

## Fine Pore Flexible Membrane Technology

FlexAir® T-Series tube diffuser offers maximum performance at minimum cost.

- Precision die cut openings for high oxygen transfer, uniform air release, and low operating pressure
- High capacity membrane options available for maximum airflow and low operating pressure
- Ideal for coarse bubble diffuser upgrades
- Advanced technology premium quality membrane materials available in EPDM, urethane, and special polymer blends
- Available in 62 mm and 91 mm diameter up to 1000 mm long tubes
- Triple check valve design prevents entry of liquid/solids into piping. Ideal for on / off applications
- Resistant to fouling and plugging for low maintenance
- Economical capital cost and ease of installation
- ABS and PVC construction for maximum chemical, temperature, and UV resistance
- Rugged, heavy duty construction with 3/4 inch stainless steel NPT (male) inlet plus special thru-tube inlets also available
- Non-buoyant design for reduced uplift and stress on mounting connection
- Mounts on any pipe material (PVC, ABS, CPVC, SS, etc.) or size
- Standard 304 or 316 stainless steel and non-metallic membrane retainer clamps are available
- Standard sizes IN STOCK for immediate shipment



1. Threaded 3/4 inch NPT (male) Inlet
2. Diffuser Body
3. Flexible Membrane Media
4. Membrane Retainer Clamp
5. Check Valve Feature
6. Air Inlet Orifice
7. Die Cut Perforations



[www.wastewater.com](http://www.wastewater.com)  
Environmental Dynamics International

Value Solutions  
Since 1975

# PRODUCT SPECIFICATION SHEET

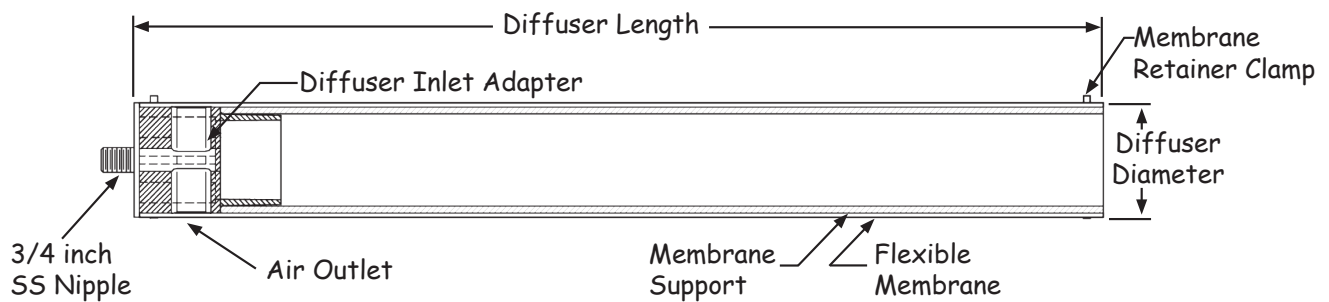
EDI FlexAir® T-Series diffuser unit is a fine pore, flexible membrane diffuser capable of providing a high level of oxygen transfer efficiency with maximum operating flexibility.

FlexAir T-Series units are configured with a premium quality EPDM rubber membrane sleeve specifically perforated for high volumetric air handling capacity and headloss efficiency. For industrial and non-standard domestic applications alternate membrane materials including urethane, silicone, and other specialty polymers are available. Alternate perforation patterns are available for energy sensitive applications or where maximum oxygen transfer efficiency is desired.

Membranes used on the FlexAir T-Series units are engineered by the EDI Membrane Technologies division.

The FlexAir T-Series diffuser unit may be operated over a wide range of airflows and requires minimum maintenance for long-term performance. The external triple check valve system minimizes the intrusion of water and solids into the diffuser unit and air supply piping under normal operation conditions.

Standard FlexAir T-Series diffusers with 3/4 inch NPT (male), stainless steel nipples are factory assembled and ready for installation.



Model	Diffuser Type	Design Airflow (membrane)		Overall Length (membrane)		Active Surface Area (membrane)		Dry Weight (diffuser)		Net Operating Buoyancy (diffuser)	
		scfm	m <sup>3</sup> <sub>N</sub> /h	in	mm	ft <sup>2</sup>	m <sup>2</sup>	lb	kg	lb	kg
91-1003	Micro	0-25	0-40	39.5	1003	2.64	0.245	5.4	2.4	1.7	0.76
	High Cap	0-44	0-70	39.5	1003	2.64	0.245	5.4	2.4	1.7	0.76
91-762	Micro	0-19	0-30	30.0	762	1.97	0.183	4.3	2.0	1.2	0.55
	High Cap	0-34	0-54	30.0	762	1.97	0.183	4.3	2.0	1.2	0.55
91-502	Micro	0-12	0-19	19.8	502	1.25	0.116	3.1	1.4	0.73	0.33
	High Cap	0-22	0-35	19.8	502	1.25	0.116	3.1	1.4	0.73	0.33
62-1003	Micro	0-13	0-21	39.5	1003	1.71	0.159	3.9	1.8	1.9	0.85
	High Cap	0-23	0-36	39.5	1003	1.71	0.159	3.9	1.8	1.9	0.85
62-762	Micro	0-10	0-16	30.0	762	1.27	0.118	3.4	1.5	1.1	0.50
	High Cap	0-17	0-27	30.0	762	1.27	0.118	3.4	1.5	1.1	0.50
62-650	Micro	0-9.0	0-14	25.6	650	1.07	0.0994	3.2	1.4	0.76	0.35
	High Cap	0-15	0-24	25.6	650	1.07	0.0994	3.2	1.4	0.76	0.35
62-610	Micro	0-7.5	0-12	24.0	610	1.00	0.0929	3.1	1.4	0.63	0.29
	High Cap	0-14	0-22	24.0	610	1.00	0.0929	3.1	1.4	0.63	0.29

- Optimum oxygen transfer efficiency is achieved when operating in the middle to low end of the airflow range. The approximate operating pressure of the diffuser at the mid-range is 18-25 inches H<sub>2</sub>O (4.5-6.2 kPa).
- Operating the unit at the high end of the range will result in reduced performance and increased operating pressure. Use the maximum airflow value for short term operations such as peak loads or system maintenance.